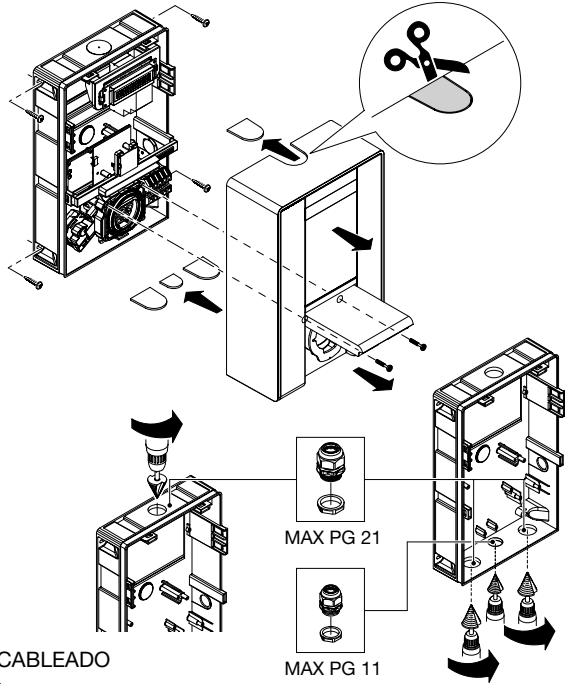
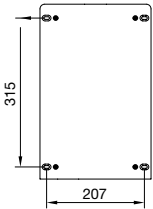
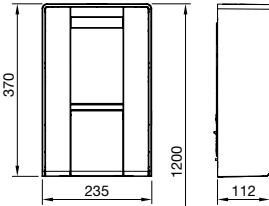


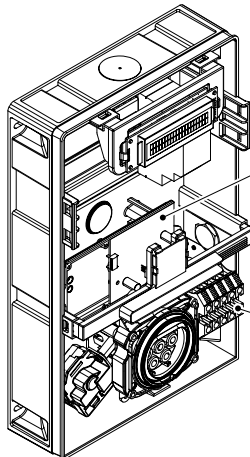
## ART. 205.Wxxx

### MONTAGGIO / MOUNTING / MONTAGE / MONTAJE



### CABLAGGIO / WIRING / CÂBLAGE / CABLEADO

L-L: 380 + 400 Vac  
 L-N: 220 + 230 Vac  
 N-PE : < 5 Vac  
 f: 50/60 Hz  
 Rt: < 150 Ω  
 THD: < 8%



#### SERIAL LINE



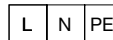
0,5 mm<sup>2</sup>  
 ES. BELDEN 9841

#### TCP/IP LINE

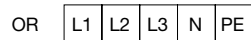


RJ45  
 CAT5

#### POWER SUPPLY



2,5÷10 mm<sup>2</sup>

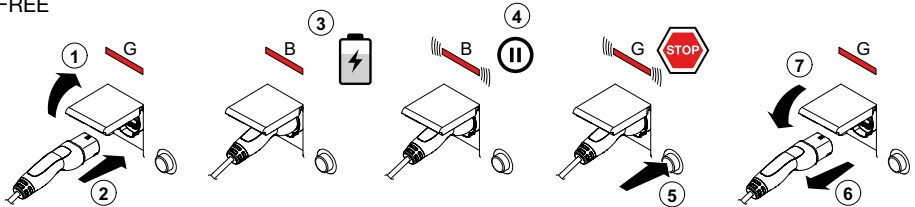


2,5÷10 mm<sup>2</sup>

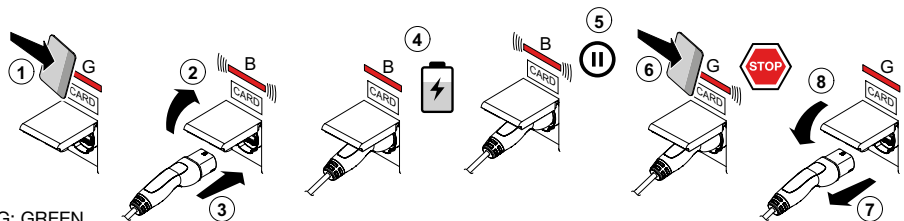
(dimensioni in mm) / (dimensions in mm)  
 (dimensions en mm) / (dimensiones en mm)

## FUNZIONAMENTO / WORKING / FONCTIONNEMENT / OPERACIÓN

### FREE



### PERSONAL



G: GREEN  
B: BLUE

### CAMBIO MODALITA'

Personal → Free

Con pulsante premuto, passare carta master su lettore.

Free → Personal

Con pulsante premuto, passare carta master su lettore.

### CHANGEMENT DE MODE

Personal → Free

Avec le bouton enfoncé, passez la fiche mère en fonction lecteur.

Free → Personal

Avec le bouton enfoncé, passez la fiche mère en fonction lecteur.

### CHANGE MODE

Personal → Free

With button pressed down, switch the master card on reader.

Free → Personal

With button pressed down, switch the master card on reader.

### CAMBIO DE MODO

Personal → Free

Con el botón presionado, cambiar la tarjeta maestra a lector.

Free → Personal

Con el botón presionado, cambiar la tarjeta maestra a lector.

### NOTE / NOTES / NOTES / NOTAS

Questo apparecchio deve essere installato e sottoposto a manutenzione da personale qualificato.

This device shall be installed and maintained by qualified personnel.

Cet appareil doit être installé et entretenu par du personnel qualifié.

Este aparato debe ser instalado y mantenido por personal calificado.

Il costruttore non può essere ritenuto responsabile del mancato rispetto delle presenti istruzioni.

The manufacturer can not be held responsible for any failure to comply with these instructions.

Le fabricant ne peut être tenu responsable du non-respect de ces instructions.

El fabricante no se hace responsable por el incumplimiento de estas instrucciones.

Per scaricare il manuale d'uso delle stazioni di ricarica visitate il nostro sito web:

To download the user manual of charging stations visit our website:

Pour télécharger le manuel d'utilisation des bornes de recharge, visitez notre site web:

Para descargar el manual del usuario de las estaciones de carga, visite nuestro sitio web:

<https://www.emobility-scame.com/web/ita/download>



### InfoTECH

ITALY

Numero Verde

800-018009

WORLDWIDE

ScameOnLine

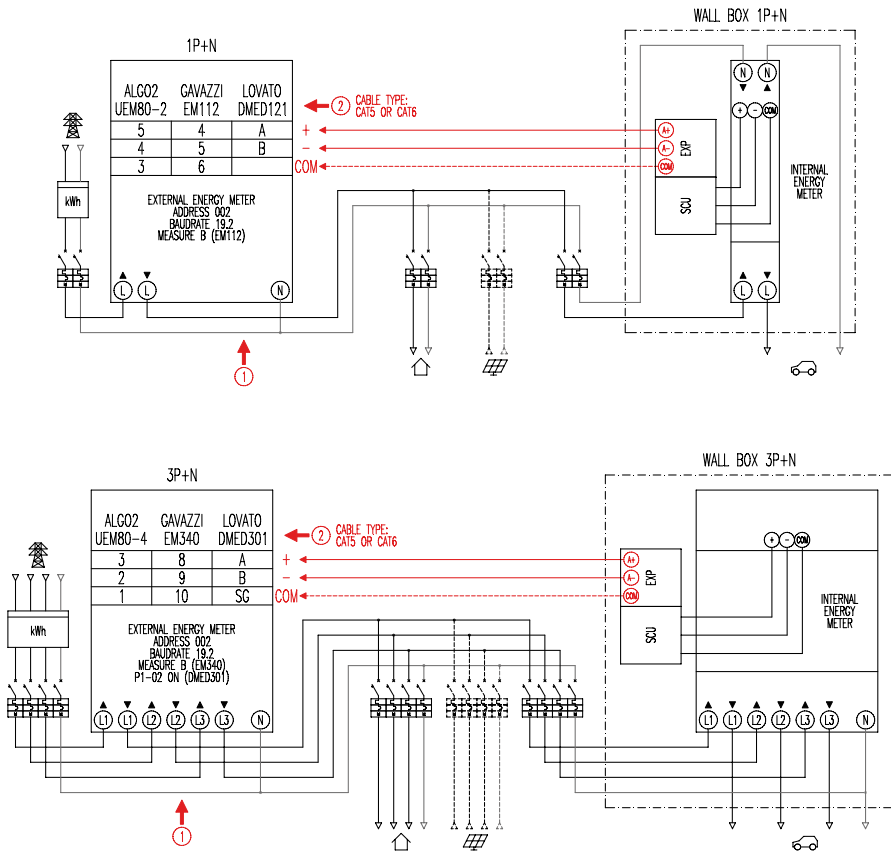
www.scame.com

e-mobility@scame.com

## POWER MANAGEMENT

Collegamento misuratore di energia aggiuntivo  
 Additional energy meter connection  
 Connexion de compteur d'énergie supplémentaire  
 Conexión de medidor de energía adicional

- <http://ecomobility.scame.com>
- Download: Manuale d'uso / User manual / Mode d'emploi / Manual de uso



## ART. 205.Wxxx

CONFIGURAZIONE / CONFIGURATION /  
CONFIGURATION / CONFIGURACIÓN

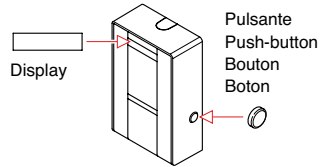
**PRESA DISPONIBILE**  
 Presa disponibile/presentare card  
 Socket available/show card  
 Prise disponible/presenter carte  
 Toma disponible/mostrar tarjeta



**ENERGIA FORNITA  
 ???KWH**  
 Energia fornita  
 Supplied energy  
 Energie fournie  
 Energia suminist.



**PASSWORD  
 000**  
 x1 (short press), x3 (short press + change), 5s (long press)



- Pressione breve / Short press / Presse courte / Presion corta
- Pressione lunga / Long press / Longue pression / Presion larga
- Obbligatorio / Mandatory / Obligatoire / Obligatorio
- Cambia / Change / Changement / Cambio
- Conferma / Confirmation / Confirmation / Confirmacion
- Opzionale / Optional / Optionnel / Opcional

